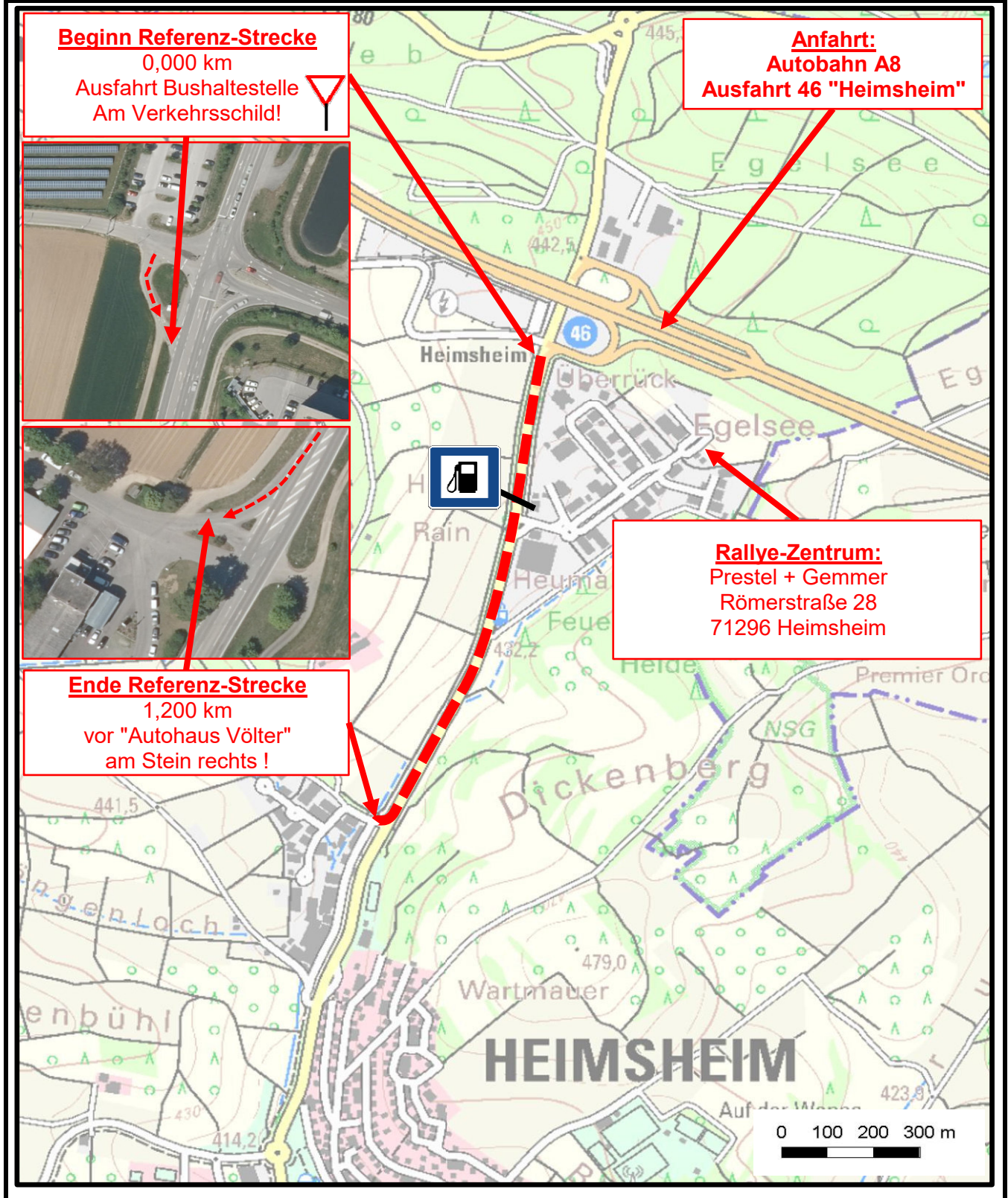


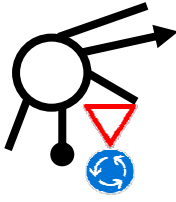
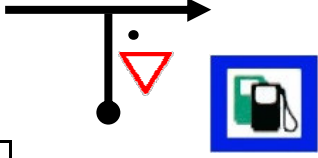

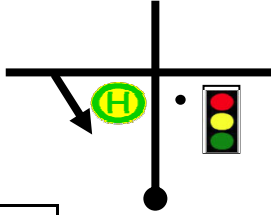
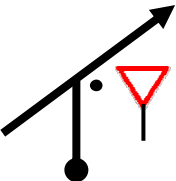

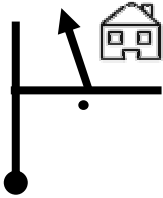
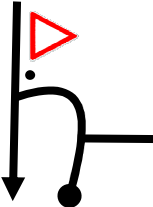
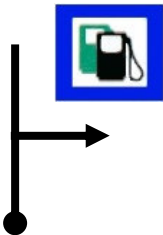


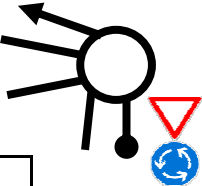



Fahrabschnitt		Referenz-Strecke		
Distanz(km)	Minuten	km/h	<h1>Silva Nigra Historic 2022</h1>	
Distance(mil)		mph		



Fahrabschnitt		Referenz-Strecke				
Distanz(km)	Minuten	km/h	<h2 style="text-align: center;">Silva Nigra Historic 2022</h2>			
3,47						
Distance(mil)		mph				
Entf.(km)	Dist.(miles)	Richtung		Information / Richtung	Entf. Degressiv	
Total	Detail					
0,00	0,00				3,47	
0,00	0,00				1	2,16
0,40	0,40				3,07	
0,25	0,25				2	1,91
0,50	0,10				2,97	
0,31	0,06				3	1,85
0,90	0,40				2,57	
0,56	0,25				4	1,60
0,000	0,000			<p style="text-align: center;">Beginn der Referenzstrecke (am Verkehrsschild)</p> <p style="text-align: center;">0,000 km</p>		
0,00	0,00				5	

Fahrabschnitt		Referenz-Strecke			
Distanz(km)	Minuten	km/h	<h2 style="text-align: center;">Silva Nigra Historic 2022</h2>		
Distance(mil)		mph			
Entf.(km)	Dist.(miles)	Richtung		Information / Richtung	Entf. Degressiv
Total	Detail				
1,200	1,200			Ende der Referenzstrecke (am Stein) 1,200 km	2,27
0,75	0,75				6
1,70	0,50				1,77
1,06	0,31				7
2,96	1,26			<div style="border: 1px solid black; padding: 5px; display: inline-block;"> Egelsee  </div>  Super E10, Super 95, MaxxMotion 100plus, Diesel, MaxxMotion Diesel	0,51
1,84	0,78				8
3,06	0,10				0,41
1,90	0,06				9
3,47	0,41			Wartebereich für den Vorstart	0,00
2,16	0,25				10